

CITY OF LIBERTY LAKE - MONTHLY FINANCIAL DASHBOARD

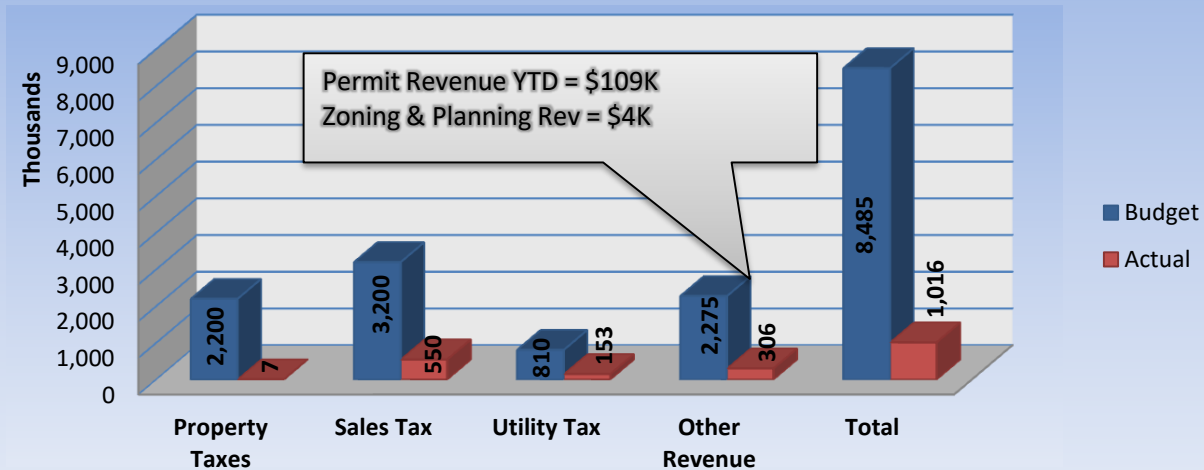
For General Fund (001) and Street Fund (110) - February 2019

Current financial assessment									
Extreme Bad	Very Bad	Bad	High Concern	Concern	Mild Concern	Fair	Good	Very good	Excellent
Fundamental Fiscal Stress	Revise Budget	Long-Term Problems	Short-Term problems	Revenues Revised	Revenue Stress	Some Concern	Meeting Expectation	Exceeding Expectations	Greatly Exceeding Expectations
COUNCIL ACTION			ADMINISTRATIVE ACTION			NORMAL			

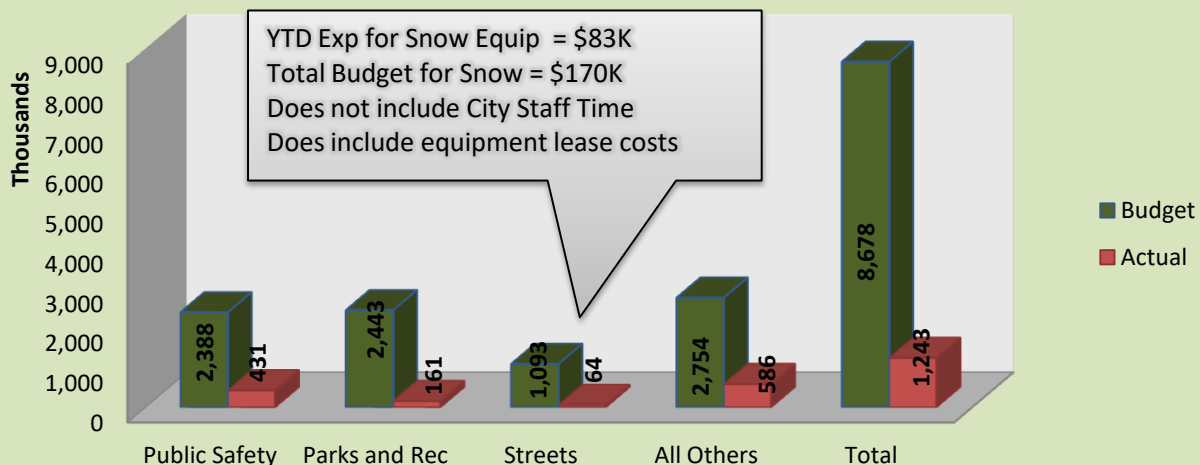
Key Indicators:

- YTD 2019 Sales Tax = \$550K, 2018 YTD = \$526K
- Reserve Fund balance is \$1.27M
- 2-28-19 General Fund Cash Balance = \$3,460,000(per policy minimum balance is \$1,700,000)
- Total Revenue collected for 2019 = \$1,015,751
- Total Expenses for 2019 = \$1,242,855

General Fund/Streets Revenue thru 2-28-19



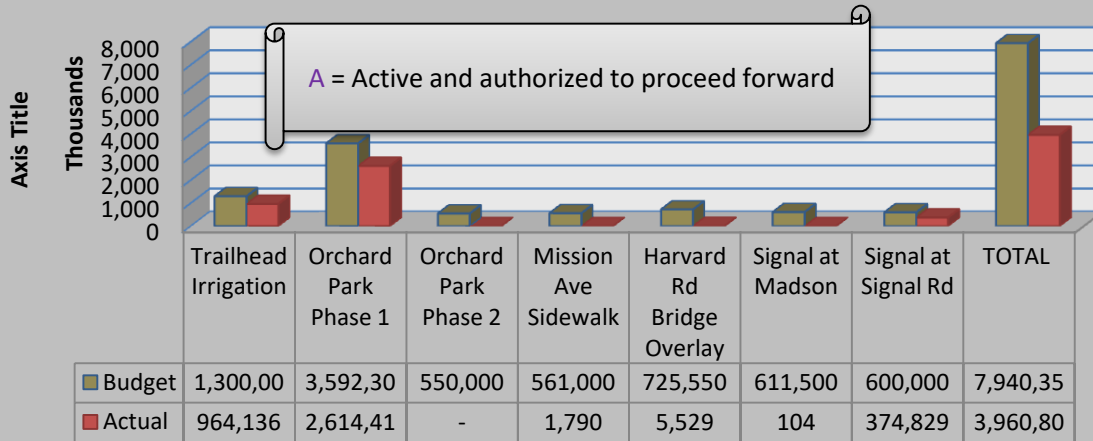
General Fund/Streets Expenses thru 2-28-19



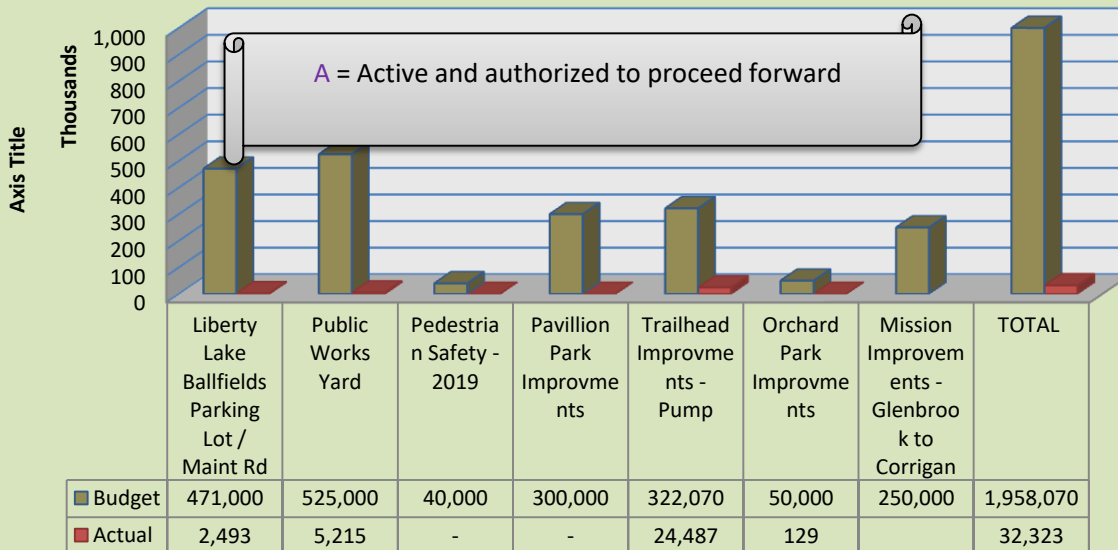
CITY OF LIBERTY LAKE - MONTHLY FINANCIAL DASHBOARD

City Projects

City Projects over \$500K thru 2-28-19



City Projects under \$500K thru 2-28-19



Strategic Planning and Community Engagement thru 2-28-19

