

CITY OF LIBERTY LAKE - MONTHLY FINANCIAL DASHBOARD

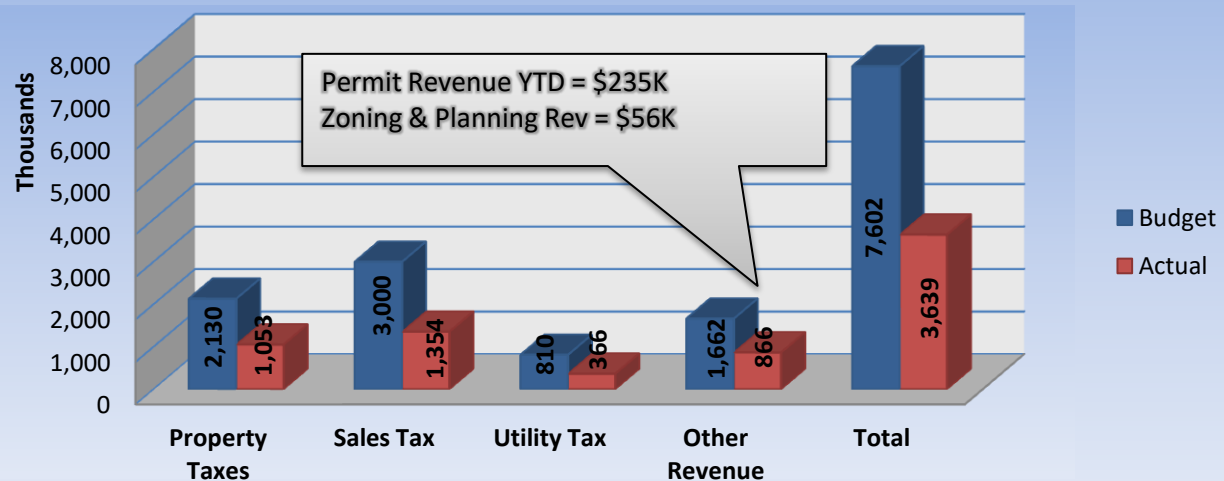
For General Fund (001) and Street Fund (110) - May 2018

Current financial assessment									
Extreme Bad	Very Bad	Bad	High Concern	Concern	Mild Concern	Fair	Good	Very good	Excellent
Fundamental Fiscal Stress	Revise Budget	Long-Term Problems	Short-Term problems	Revenues Revised	Revenue Stress	Some Concern	Meeting Expectation	Exceeding Expectations	Greatly Exceeding Expectations
COUNCIL ACTION			ADMINISTRATIVE ACTION			NORMAL			

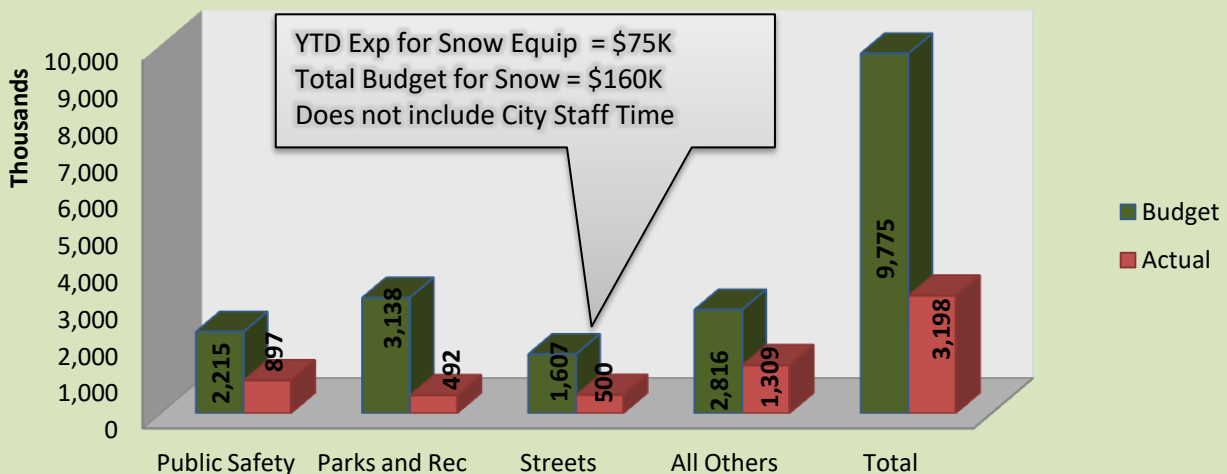
Key Indicators:

- YTD 2018 Sales Tax = \$1.35M, 2017 YTD = \$1.24M
- Reserve Fund balance is \$1.2M
- 5-31-18 General Fund Cash Balance = \$4,648,000(per policy minimum balance is \$1,400,000)
- Total Revenue collected for 2018 = \$3,639,177
- Total Expenses for 2018 = \$3,198,403

General Fund/Streets Revenue thru 5-31-18

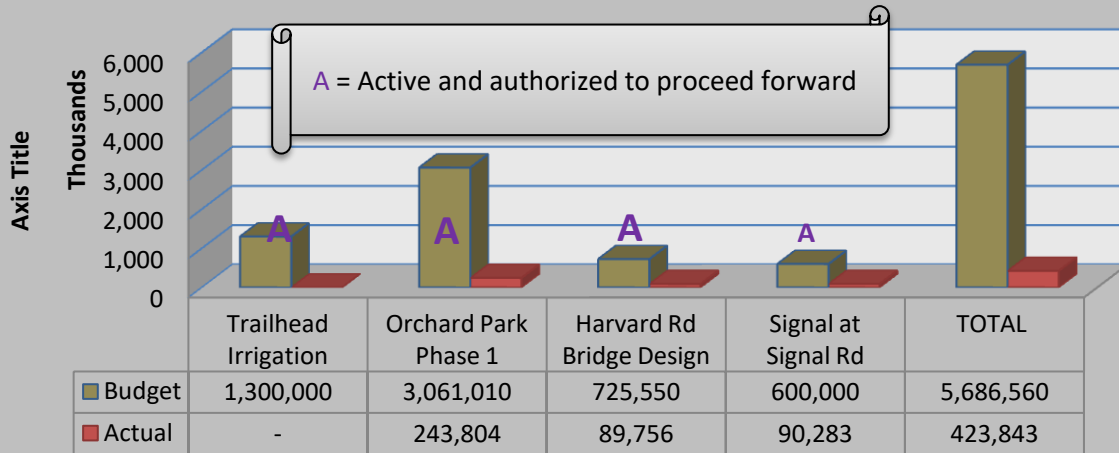


General Fund/Streets Expenses thru 5-31-18

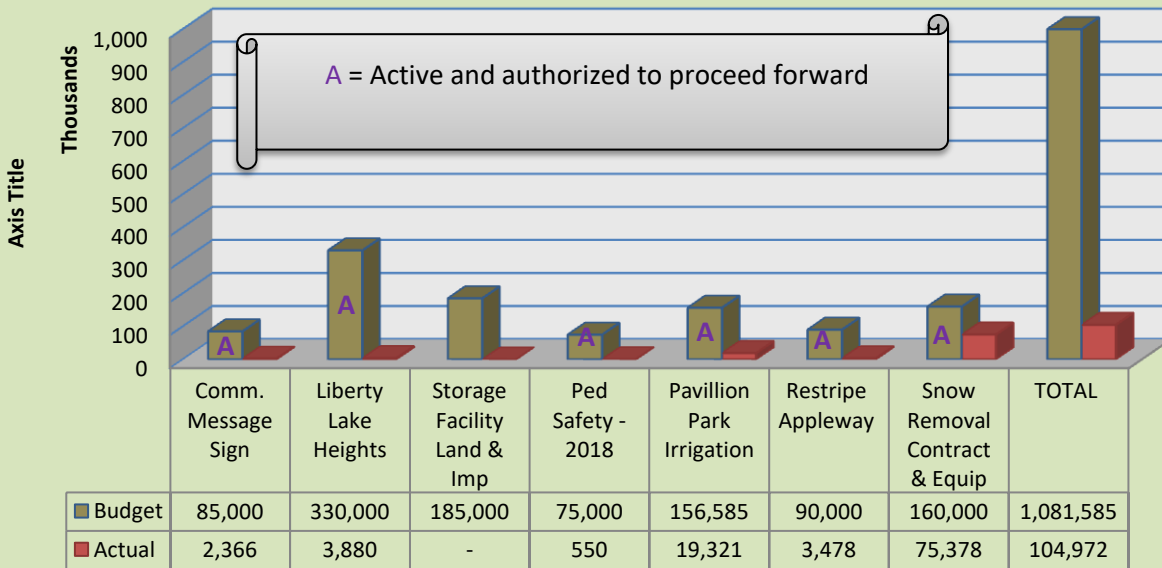


City Projects

City Projects over \$500K thru 5-31-18



City Projects under \$500K thru 5-31-18



Strategic Planning and Community Engagement thru 5-31-18

