

CITY OF LIBERTY LAKE - MONTHLY FINANCIAL DASHBOARD

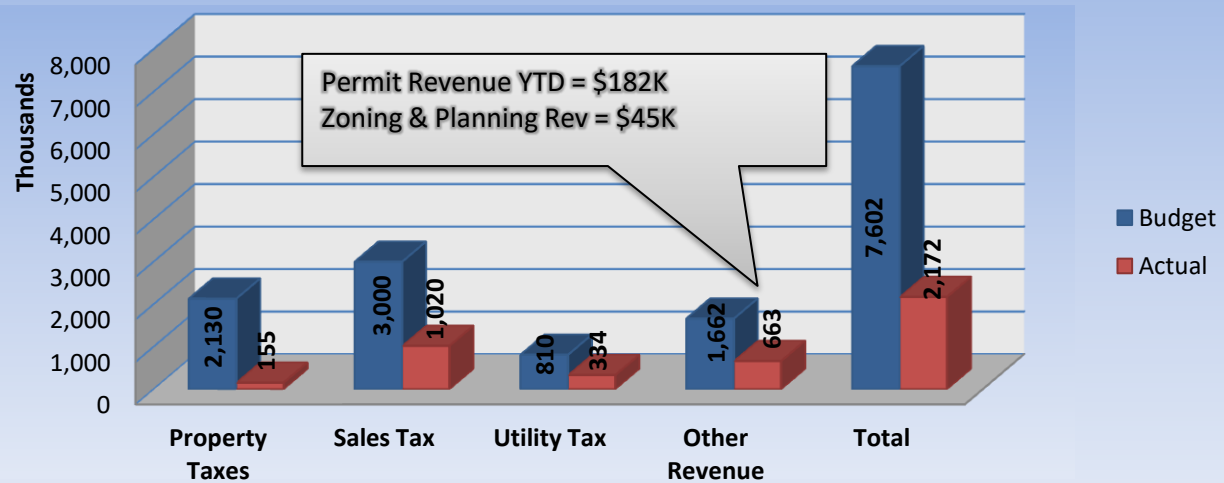
For General Fund (001) and Street Fund (110) - April 2018

| Current financial assessment | | | | | | | | | |
|------------------------------|---------------|--------------------|-----------------------|------------------|----------------|--------------|---------------------|------------------------|--------------------------------|
| Extreme Bad | Very Bad | Bad | High Concern | Concern | Mild Concern | Fair | Good | Very good | Excellent |
| Fundamental Fiscal Stress | Revise Budget | Long-Term Problems | Short-Term problems | Revenues Revised | Revenue Stress | Some Concern | Meeting Expectation | Exceeding Expectations | Greatly Exceeding Expectations |
| COUNCIL ACTION | | | ADMINISTRATIVE ACTION | | | NORMAL | | | |


Key Indicators:

- YTD 2018 Sales Tax = \$1,019M, 2017 YTD = \$941K
- Reserve Fund balance is \$1.2M
- 4-30-18 General Fund Cash Balance = \$3,887,000(per policy minimum balance is \$1,400,000)
- Total Revenue collected for 2018 = \$2,171,602
- Total Expenses for 2018 = \$2,492,667

General Fund/Streets Revenue thru 4-30-18

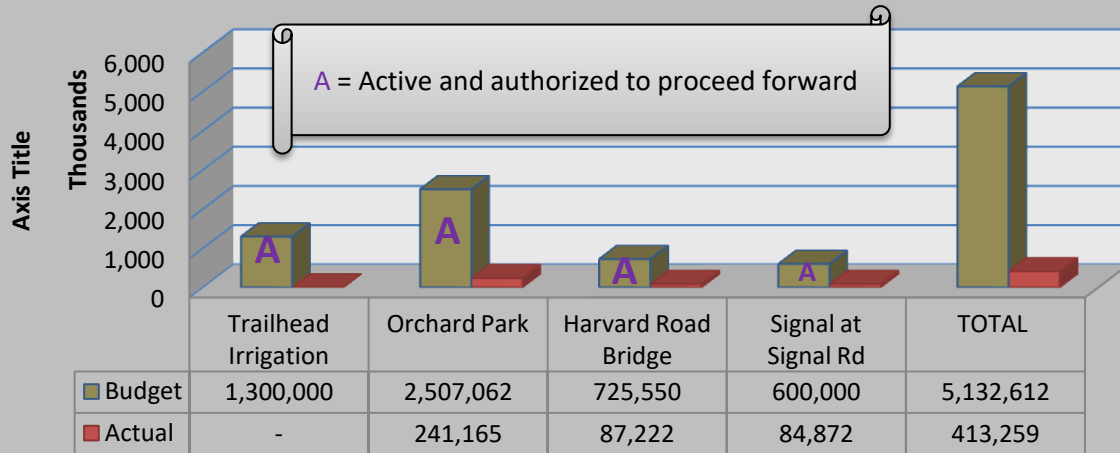


General Fund/Streets Expenses thru 4-30-18

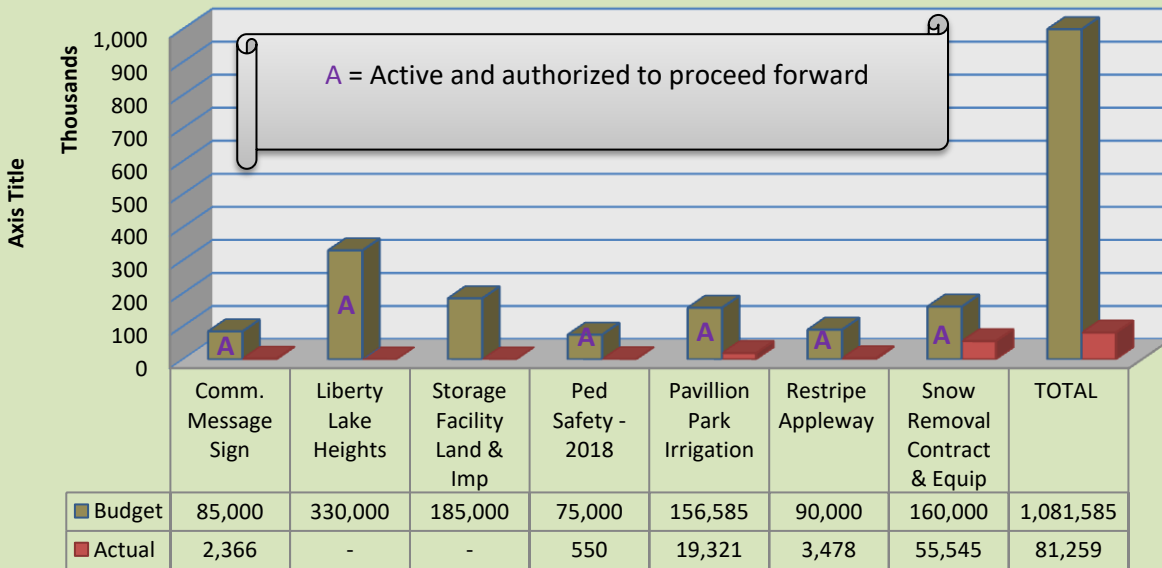


City Projects

City Projects over \$500K thru 4-30-18



City Projects under \$500K thru 4-30-18



Strategic Planning and Community Engagement thru 4-30-18

